

RV284

Controllable anti-pollution check valve EA type

APPLICATION

Check valves of this type are for use as an independent means of preventing reverse water flow.

They can also be used for industrial, commercial and similar systems where back pressure, back flow and back syphonage must be prevented.

The classifications of appliances to meet these requirements are specified in EN 1717.

SPECIAL FEATURES


- Universal application
- Easy installation
- Low pressure loss
- Quiet operation
- Create no shock pressure loadings



TECHNICAL DATA

Media	
Medium:	Drinking water
Connections/Sizes	
Connection size:	With internal thread 1/2" - 2"
Pressure values	
Max. inlet pressure:	25.0 bar
Opening pressure:	0.05 bar
Operating temperatures	
Max. operating temperature medium:	65 °C accord. DIN EN 13959 (short term operation up to 90 °C)
Specifications	
Liquid category:	2 (no hazardous materials)

CONSTRUCTION

Overview	Components	Materials
	1 Housing	Dezincification-resistant brass
	2 Test plug with seal ring	High-quality synthetic material
	Not depicted components	
	Seal ring	EPDM
	Check valve insert (DVGW-certified)	High-grade synthetic material

METHOD OF OPERATION

Spring loaded check valves have a moving seal disc which is lifted off the seat by a greater or lesser amount depending on the flow rate through the valve. If the flow falls towards zero, then the spring pushes the disc back onto the seat and seals the waterway.

To ensure continuing correct function it is recommended that check valves be regularly checked and maintained (as specified in EN 1717).

TRANSPORTATION AND STORAGE

Keep parts in their original packaging and unpack them shortly before use.

The following parameters apply during transportation and storage:

Parameter	Value
Environment:	clean, dry and dust free
Min. ambient temperature:	5 °C
Max. ambient temperature:	55 °C
Min. ambient relative humidity:	25 % *
Max. ambient relative humidity:	85 % *

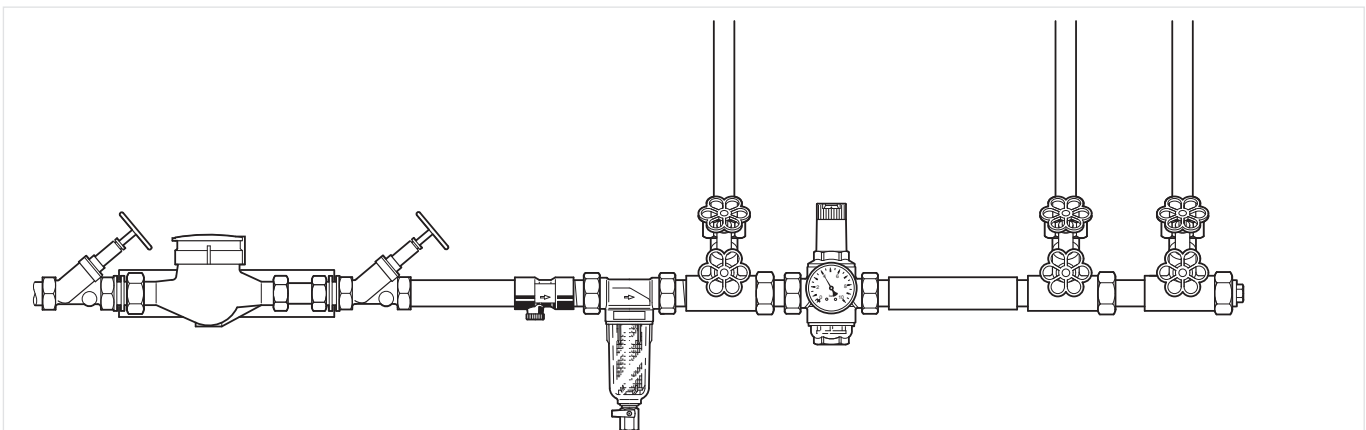
*non condensing

INSTALLATION GUIDELINES

Setup requirements

- Install in horizontal pipework with test and drain plug downwards
 - This position is best for draining
- Install shut-off valves
 - Shut-off valves provide optimal serviceability
- Ensure good access
 - Simplifies maintenance and inspection
- Install right after water meter if applicable
 - Protects against backflow from water systems

Installation Example

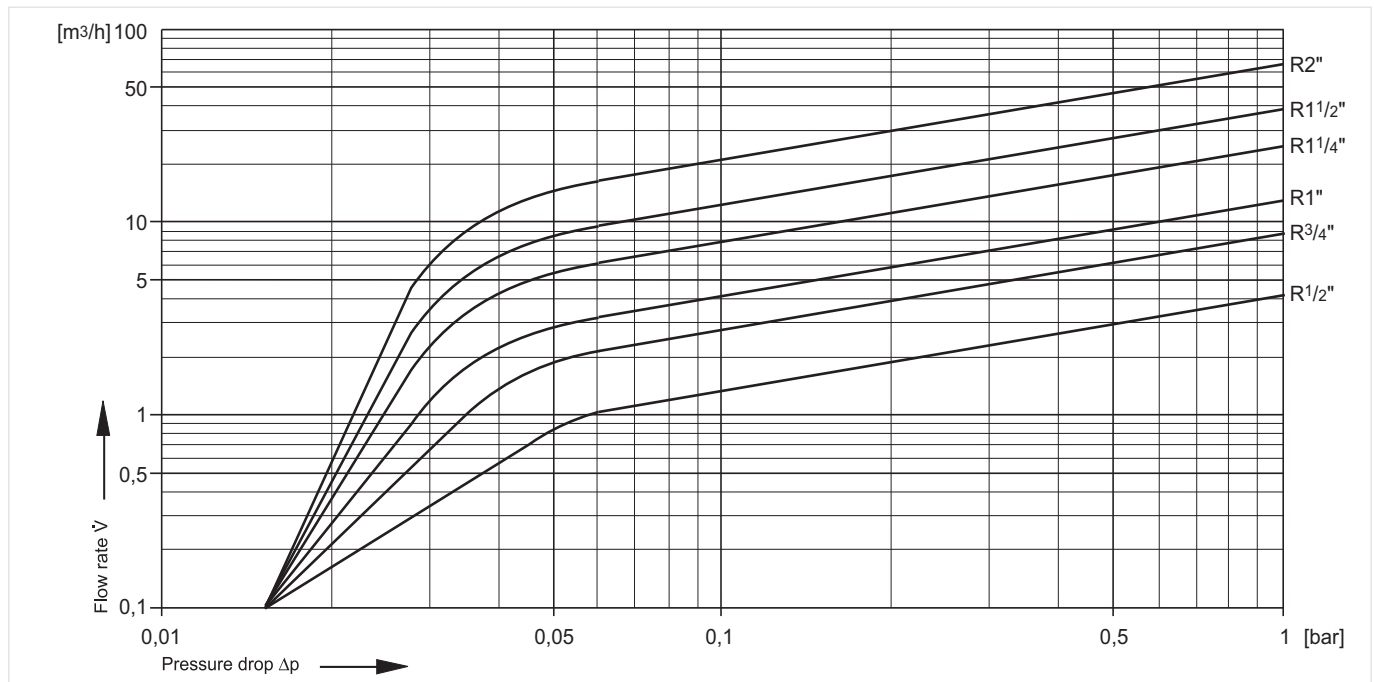


TECHNICAL CHARACTERISTICS

kvs-Values

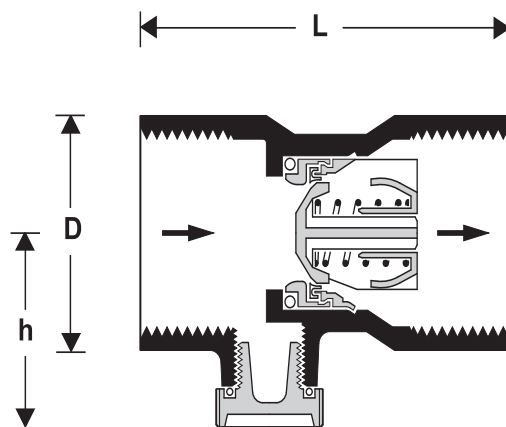
Connection sizes:	1/2"	3/4"	1"	1 1/4"	1 1/2"	2"
k _{VS} -value (m ³ /h):	4.1	8.8	13.5	26.0	39.0	65.0

Pressure drop characteristics



DIMENSIONS

Overview



Parameter		Values					
Connection size:	Rp	1/2"	3/4"	1"	1 1/4"	1 1/2"	2"
Test and drain plug:	R	1/4"	1/4"	1/4"	1/4"	1/4"	1/4"
Weight:	kg	0.15	0.18	0.22	0.41	0.47	0.80
Dimensions:	L	60	65	70	90	90	105
	H	55	60	65	65	65	80
	D	30	35	40	60	60	80
Nominal flow rate at $\Delta p = 0.15$ bar:	m ³ /h	1.6	3.4	5.4	10.2	15.1	26.1

Note: All dimensions in mm unless stated otherwise.

ORDERING INFORMATION

The following tables contain all the information you need to make an order of an item of your choice. When ordering, please always state the type, the ordering or the part number.

Options

The valve is available in the following sizes: 1/2", 3/4", 1", 1 1/4" 1 1/2" and 2".

- standard
- not available

Connection type:	Internal thread	RV284-...A
		•

Note: ... = space holder for connection size

Note: Ordering number example for 1": RV284-1A

Spare Parts

Inlet check valve RV284, from 1997 onwards

Overview	Description	Dimension	Part No.
	1 Check valve cartridge		
		1/2"	2166200
		3/4"	2110200
		1"	2164400
	2 Blanking plug with O-ring R1/4" (5 pcs.)		
		1/4"	S06K-1/4
	3 Union seal washer (10 pcs.)		
		3/4"	0901444
		1"	0901445

Environmental & Energy Solutions

Honeywell GmbH
 Hardhofweg
 74821 MOSBACH
 GERMANY
 Phone: (49) 6261 810
 Fax: (49) 6261 81309
<http://ecc.emea.honeywell.com>

Manufactured for and on behalf of the
 Environmental and Combustion Controls
 Division of Honeywell Technologies Sàrl, Z.A.
 La Pièce 16, 1180 Rolle, Switzerland
 by its Authorised Representative Honeywell GmbH
 ENOH-1204GE23 R0217
 Subject to change
 © 2017 Honeywell GmbH

Honeywell